















# COMMUNICATIONS AND TRANSPORTATION USE AND OWNERSHIP

Federated States of Micronesia – 2013/14

## HOUSEHOLD ACCESS, USE AND OWNERSHIP

COMMUNICATION (DEVICES & SERVICES ACCESS)		TRANSPORTATION (SERVICES USED)		TRANSPORTATION (OWNERSHIP)	
	CELLPHONE 45.8%		TAXI FARE 32.7%		CAR & BOAT 38.6%
	RADIO 39.9%		AIR FARE 5.0%		CAR ONLY 33.7%
	LANDLINE PHONE 23.7%		BOAT FARE 2.4%		BOAT ONLY 9.2%
	INTERNET 9.2%		CAR RENTAL 0.7%		
	CABLE TV 5.5%				

## INDIVIDUAL<sup>1</sup> USE AND OWNERSHIP

	YAP	CHUUK	POHNPEI	KOSRAE
USE INTERNET	20.4%	5.4%	21.6%	37.0%
USE CELLPHONE	41.1%	32.7%	26.7%	27.3%
OWN CELLPHONE	33.7%	16.4%	19.1%	11.8%

Source: FSM Household Income & Expenditure Survey 2013/2014 Fact Sheet

Note: <sup>1</sup>Age 10 years and above